

www. abcprops.com
E-mail: jim @ abcprops.com

PROP CHART 2010

NUMBERING SYSTEM

**ALL PROPS WILL BE OF THIS FORMAT
EXCEPT LEGACY PROPELLERS**

XXXX-XX-XX(X) XXX

EXAMPLE:

2716-10-50(2) CLL

2.7-DIA IN INCHES

1.6-PITCH RATIO

10-RAKE ANGLE

50-BLADE AREA RATIO

(2)-NUMBER OF BLADES

CL-CLEAVER OR CP-CHOPPER

L-LEFT ROTATION OR R-RIGHT ROTATION

PRICE INCREASE

FOR

2010

Schaefer Ornamental Iron Co.


2775 DRAKE RD.

COLUMBUS, OHIO 43219

U.S.A.

PHONE 614.475.4247

FAX 614.475.4275



SCHAEFER ORNAMENTAL IRON CO
JIM SCHAEFER
2775 DRAKE RD
COLUMBUS OHIO 43219
U.S.A.
614.475.4247 PHONE
614.475.4275 FAX
WWW.ABCPROPS.COM
E-MAIL: JIM@ABCPROPS.COM

CLEAVER SERIES

PROP DIA 1.5 CLEAVER

PROP NUMBER	DIA INCHES CASTING	PITCH RATIO	NOM PITCH AVERAGE(IN)	DIA MM CASTING	NOM PITCH AVERAGE(MM)	RAKE	BLADE AREA	ROT-TATION	# BLADES	BORE	PRICE
1514-10-50(2) CLL	1.5	1.4	2.100	38.1	53.34	10	0.50	L	2	0.187	\$22.95
1516-10-50(2) CLL	1.5	1.6	2.400	38.1	60.96	10	0.50	L	2	0.187	\$22.95
1518-10-50(2) CLL	1.5	1.8	2.700	38.1	68.58	10	0.50	L	2	0.187	\$22.95
1514-10-75(3) CLL	1.5	1.4	2.100	38.1	53.34	10	0.75	L	3	0.187	\$29.95
1516-10-75(3) CLL	1.5	1.6	2.400	38.1	60.96	10	0.75	L	3	0.187	\$29.95
1518-10-75(3) CLL	1.5	1.8	2.700	38.1	68.58	10	0.75	L	3	0.187	\$29.95
1516-10-50(3) CLL	1.5	1.6	2.400	38.1	60.96	10	0.50	L	3	0.187	\$29.95
1516-10-50(3) CLR	1.5	1.6	2.400	38.1	60.96	10	0.50	R	3	0.187	\$29.95

PROP DIA 1.6 CLEAVER

PROP NUMBER	DIA INCHES CASTING	PITCH RATIO	NOM PITCH AVERAGE(IN)	DIA MM CASTING	NOM PITCH AVERAGE(MM)	RAKE	BLADE AREA	ROT-TATION	# BLADES	BORE	PRICE
1614-10-50(2) CLL	1.6	1.4	2.240	40.64	56.896	10	0.50	L	2	0.187	\$22.95
1616-10-50(2) CLL	1.6	1.6	2.560	40.64	65.024	10	0.50	L	2	0.187	\$22.95
1618-10-50(2) CLL	1.6	1.8	2.880	40.64	73.152	10	0.50	L	2	0.187	\$22.95
1614-10-50(3) CLL	1.6	1.4	2.240	40.64	56.896	10	0.50	L	3	0.187	\$29.95
1616-10-50(3) CLL	1.6	1.6	2.560	40.64	65.024	10	0.50	L	3	0.187	\$29.95
1616-10-50(3) CLR	1.6	1.6	2.560	40.64	65.024	10	0.50	R	3	0.187	\$29.95

PROP DIA 1.7 CLEAVER


PROP NUMBER	DIA INCHES CASTING	PITCH RATIO	NOM PITCH AVERAGE(IN)	DIA MM CASTING	NOM PITCH AVERAGE(MM)	RAKE	BLADE AREA	ROT-TATION	# BLADES	BORE	PRICE
1714-10-50(2) CLL	1.7	1.4	2.380	43.18	60.452	10	0.50	L	2	0.187	\$22.95
1716-10-50(2) CLL	1.7	1.6	2.720	43.18	69.088	10	0.50	L	2	0.187	\$22.95
1717-10-50(2) CLL	1.7	1.7	2.890	43.18	73.406	10	0.50	L	2	0.187	\$22.95
1718-10-50(2) CLL	1.7	1.8	3.060	43.18	77.724	10	0.50	L	2	0.187	\$22.95
1714-10-50(3) CLL	1.7	1.4	2.380	43.18	60.452	10	0.50	L	3	0.187	\$29.95

PROP DIA 1.8 CLEAVER

PROP NUMBER	DIA INCHES CASTING	PITCH RATIO	NOM PITCH AVERAGE(IN)	DIA MM CASTING	NOM PITCH AVERAGE(MM)	RAKE	BLADE AREA	ROT-TATION	# BLADES	BORE	PRICE
1814-10-50(2) CLL	1.8	1.4	2.520	45.72	64.008	10	0.50	L	2	0.187	\$22.95
1816-10-50(2) CLL	1.8	1.6	2.880	45.72	73.152	10	0.50	L	2	0.187	\$22.95
1818-10-50(2) CLL	1.8	1.8	3.240	45.72	82.296	10	0.50	L	2	0.187	\$22.95
1816-10-50(3) CLL	1.8	1.6	2.880	45.72	73.152	10	0.50	L	3	0.187	\$29.95
1816-10-50(3) CLR	1.8	1.6	2.880	45.72	73.152	10	0.50	R	3	0.187	\$29.95

PROP DIA 1.9 CLEAVER

PROP NUMBER	DIA INCHES CASTING	PITCH RATIO	NOM PITCH AVERAGE(IN)	DIA MM CASTING	NOM PITCH AVERAGE(MM)	RAKE	BLADE AREA	ROT-TATION	# BLADES	BORE	PRICE
1914-10-50(2) CLL	1.9	1.4	2.660	48.26	67.564	10	0.50	L	2	0.187	\$22.95
1916-10-50(2) CLL	1.9	1.6	3.040	48.26	77.216	10	0.50	L	2	0.187	\$22.95
1918-10-50(2) CLL	1.9	1.8	3.420	48.26	86.868	10	0.50	L	2	0.187	\$22.95



SCHAEFER ORNAMENTAL IRON CO
JIM SCHAEFER
 2775 DRAKE RD
 COLUMBUS OHIO 43219
 U.S.A.
 614.475.4247 PHONE
 614.475.4275 FAX
 WWW.ABCPROPS.COM
 E-MAIL: JIM@ABCPROPS.COM

CLEAVER SERIES

PROP DIA 2 CLEAVER

PROP NUMBER	DIA INCHES CASTING	PITCH RATIO	NOM PITCH AVERAGE(IN)	DIA MM CASTING	NOM PITCH AVERAGE(MM)	RAKE	BLADE AREA	ROT-TATION	# BLADES	BORE	PRICE
2014-10-50(2) CLL	2.0	1.4	2.800	50.8	71.12	10	0.50	L	2	0.187	\$22.95
2016-10-50(2) CLL	2.0	1.6	3.200	50.8	81.28	10	0.50	L	2	0.187	\$22.95
2018-10-50(2) CLL	2.0	1.8	3.600	50.8	91.44	10	0.50	L	2	0.187	\$22.95
2014-10-50(3) CLL	2.0	1.4	2.800	50.8	71.12	10	0.50	L	3	0.187	\$29.95
2016-10-50(3) CLL	2.0	1.6	3.200	50.8	81.28	10	0.50	L	3	0.187	\$29.95
2016-10-50(3) CLR	2.0	1.6	3.200	50.8	81.28	10	0.50	R	3	0.187	\$29.95
2018-10-50(3) CLL	2.0	1.8	3.600	50.8	91.44	10	0.50	L	3	0.187	\$29.95
2018-10-50(3) CLR	2.0	1.8	3.600	50.8	91.44	10	0.50	R	3	0.187	\$29.95

PROP DIA 2.1 CLEAVER

PROP NUMBER	DIA INCHES CASTING	PITCH RATIO	NOM PITCH AVERAGE(IN)	DIA MM CASTING	NOM PITCH AVERAGE(MM)	RAKE	BLADE AREA	ROT-TATION	# BLADES	BORE	PRICE
2114-10-50(2) CLL	2.1	1.4	2.940	53.34	74.676	10	0.50	L	2	0.187	\$22.95
2116-10-50(2) CLL	2.1	1.6	3.360	53.34	85.344	10	0.50	L	2	0.187	\$22.95
2118-10-50(2) CLL	2.1	1.8	3.780	53.34	96.012	10	0.50	L	2	0.187	\$22.95
2116-10-50(3) CLL	2.1	1.6	3.360	53.34	85.344	10	0.50	L	3	0.187	\$29.95
2116-10-50(3) CLR	2.1	1.6	3.360	53.34	85.344	10	0.50	R	3	0.187	\$29.95
2118-10-50(3) CLL	2.1	1.8	3.780	53.34	96.012	10	0.50	L	3	0.187	\$29.95
2118-10-50(3) CLR	2.1	1.8	3.780	53.34	96.012	10	0.50	R	3	0.187	\$29.95

PROP DIA 2.2 CLEAVER


PROP NUMBER	DIA INCHES CASTING	PITCH RATIO	NOM PITCH AVERAGE(IN)	DIA MM CASTING	NOM PITCH AVERAGE(MM)	RAKE	BLADE AREA	ROT-TATION	# BLADES	BORE	PRICE
2214-10-50(2) CLL	2.2	1.4	3.080	55.88	78.232	10	0.50	L	2	0.187	\$22.95
2216-10-50(2) CLL	2.2	1.6	3.520	55.88	89.408	10	0.50	L	2	0.187	\$22.95
2218-10-50(2) CLL	2.2	1.8	3.960	55.88	100.584	10	0.50	L	2	0.187	\$22.95

PROP DIA 2.3 CLEAVER

PROP NUMBER	DIA INCHES CASTING	PITCH RATIO	NOM PITCH AVERAGE(IN)	DIA MM CASTING	NOM PITCH AVERAGE(MM)	RAKE	BLADE AREA	ROT-TATION	# BLADES	BORE	PRICE
2314-10-50(2) CLL	2.3	1.4	3.220	58.42	81.788	10	0.50	L	2	0.187	\$22.95
2316-10-50(2) CLL	2.3	1.6	3.680	58.42	93.472	10	0.50	L	2	0.187	\$22.95
2318-10-50(2) CLL	2.3	1.8	4.140	58.42	105.156	10	0.50	L	2	0.187	\$22.95
2316-10-50(3) CLL	2.3	1.6	3.680	58.42	93.472	10	0.50	L	3	0.187	\$29.95
2316-10-50(3) CLR	2.3	1.6	3.680	58.42	93.472	10	0.50	R	3	0.187	\$29.95
2318-10-50(3) CLL	2.3	1.8	4.140	58.42	105.156	10	0.50	L	3	0.187	\$29.95
2318-10-50(3) CLR	2.3	1.8	4.140	58.42	105.156	10	0.50	R	3	0.187	\$29.95

PROP DIA 2.4 CLEAVER

PROP NUMBER	DIA INCHES CASTING	PITCH RATIO	NOM PITCH AVERAGE(IN)	DIA MM CASTING	NOM PITCH AVERAGE(MM)	RAKE	BLADE AREA	ROT-TATION	# BLADES	BORE	PRICE
2414-10-50(2) CLL	2.4	1.4	3.360	60.96	85.344	10	0.50	L	2	0.187	\$22.95
2416-10-50(2) CLL	2.4	1.6	3.840	60.96	97.536	10	0.50	L	2	0.187	\$22.95
2418-10-50(2) CLL	2.4	1.8	4.320	60.96	109.728	10	0.50	L	2	0.187	\$22.95




SCHAEFER ORNAMENTAL IRON CO
JIM SCHAEFER
 2775 DRAKE RD
 COLUMBUS OHIO 43219
 U.S.A.
 614.475.4247 PHONE
 614.475.4275 FAX
 WWW.ABCPROPS.COM
 E-MAIL: JIM@ABCPROPS.COM

CLEAVER SERIES

PROP DIA		2.5		CLEAVER							
PROP NUMBER	DIA INCHES CASTING	PITCH RATIO	NOM PITCH AVERAGE(IN)	DIA MM CASTING	NOM PITCH AVERAGE(MM)	RAKE	BLADE AREA	ROT-TATION	# BLADES	BORE	PRICE
2514-10-50(2) CLL	2.5	1.4	3.500	63.5	88.9	10	0.50	L	2	0.250	\$24.95
2516-10-50(2) CLL	2.5	1.6	4.000	63.5	101.6	10	0.50	L	2	0.250	\$24.95
2518-10-50(2) CLL	2.5	1.8	4.500	63.5	114.3	10	0.50	L	2	0.250	\$24.95
2514-10-75(3) CLL	2.5	1.4	3.500	63.5	88.9	10	0.75	L	3	0.250	\$34.95
2515-10-75(3) CLL	2.5	1.5	3.750	63.5	95.25	10	0.75	L	3	0.250	\$34.95
2516-10-75(3) CLL	2.5	1.6	4.000	63.5	101.6	10	0.75	L	3	0.250	\$34.95
2517-10-75(3) CLL	2.5	1.7	4.250	63.5	107.95	10	0.75	L	3	0.250	\$34.95
2518-10-75(3) CLL	2.5	1.8	4.500	63.5	114.3	10	0.75	L	3	0.250	\$34.95

PROP DIA		2.6		CLEAVER							
PROP NUMBER	DIA INCHES CASTING	PITCH RATIO	NOM PITCH AVERAGE(IN)	DIA MM CASTING	NOM PITCH AVERAGE(MM)	RAKE	BLADE AREA	ROT-TATION	# BLADES	BORE	PRICE
2614-10-50(2) CLL	2.6	1.4	3.640	66.04	92.456	10	0.50	L	2	0.250	\$24.95
2616-10-50(2) CLL	2.6	1.6	4.160	66.04	105.664	10	0.50	L	2	0.250	\$24.95
2618-10-50(2) CLL	2.6	1.8	4.680	66.04	118.872	10	0.50	L	2	0.250	\$24.95
2622-10-40(2) CLL	2.6	2.2	5.720	66.04	145.288	10	0.40	L	2	0.250	\$24.95
2616-10-50(3) CLL	2.6	1.6	4.160	66.04	105.664	10	0.50	L	3	0.250	\$34.95
2616-10-50(3) CLR	2.6	1.6	4.160	66.04	105.664	10	0.50	R	3	0.250	\$34.95
2614-10-75(3) CLL	2.6	1.4	3.640	66.04	92.456	10	0.75	L	3	0.250	\$34.95
2615-10-75(3) CLL	2.6	1.5	3.900	66.04	99.06	10	0.75	L	3	0.250	\$34.95
2616-10-75(3) CLL	2.6	1.6	4.160	66.04	105.664	10	0.75	L	3	0.250	\$34.95
2617-10-75(3) CLL	2.6	1.7	4.420	66.04	112.268	10	0.75	L	3	0.250	\$34.95
2618-10-75(3) CLL	2.6	1.8	4.680	66.04	118.872	10	0.75	L	3	0.250	\$34.95

PROP DIA		2.7		CLEAVER							
PROP NUMBER	DIA INCHES CASTING	PITCH RATIO	NOM PITCH AVERAGE(IN)	DIA MM CASTING	NOM PITCH AVERAGE(MM)	RAKE	BLADE AREA	ROT-TATION	# BLADES	BORE	PRICE
2714-10-50(2) CLL	2.7	1.4	3.780	68.58	96.012	10	0.50	L	2	0.250	\$24.95
2714-15-50(2) CLL	2.7	1.4	3.780	68.58	96.012	15	0.50	L	2	0.250	\$24.95
2714-20-50(2) CLL	2.7	1.4	3.780	68.58	96.012	20	0.50	L	2	0.250	\$24.95
2716-10-50(2) CLL	2.7	1.6	4.320	68.58	109.728	10	0.50	L	2	0.250	\$24.95
2716-15-50(2) CLL	2.7	1.6	4.320	68.58	109.728	15	0.50	L	2	0.250	\$24.95
2716-20-50(2) CLL	2.7	1.6	4.320	68.58	109.728	20	0.50	L	2	0.250	\$24.95
2717-17-50(2) CLL	2.7	1.7	4.590	68.58	116.586	17	0.50	L	2	0.250	\$24.95
2718-10-50(2) CLL	2.7	1.8	4.860	68.58	123.444	10	0.50	L	2	0.250	\$24.95
2716-10-50(3) CLL	2.7	1.6	4.320	68.58	109.728	10	0.50	L	3	0.250	\$34.95
2716-10-50(3) CLR	2.7	1.6	4.320	68.58	109.728	10	0.50	R	3	0.250	\$34.95
2718-10-50(3) CLL	2.7	1.8	4.860	68.58	123.444	10	0.50	L	3	0.250	\$34.95
2718-10-50(3) CLR	2.7	1.8	4.860	68.58	123.444	10	0.50	R	3	0.250	\$34.95
2720-10-50(3) CLL	2.7	2	5.400	68.58	137.16	10	0.50	L	3	0.250	\$34.95
2720-10-50(3) CLR	2.7	2	5.400	68.58	137.16	10	0.50	R	3	0.250	\$34.95
2714-10-75(3) CLL	2.7	1.4	3.780	68.58	96.012	10	0.75	L	3	0.250	\$34.95
2715-10-75(3) CLL	2.7	1.5	4.050	68.58	102.87	10	0.75	L	3	0.250	\$34.95
2716-10-75(3) CLL	2.7	1.6	4.320	68.58	109.728	10	0.75	L	3	0.250	\$34.95
2716-15-75(3) CLL	2.7	1.6	4.320	68.58	109.728	15	0.75	L	3	0.250	\$34.95
2717-10-75(3) CLL	2.7	1.7	4.590	68.58	116.586	10	0.75	L	3	0.250	\$34.95
2718-10-75(3) CLL	2.7	1.8	4.860	68.58	123.444	10	0.75	L	3	0.250	\$34.95



SCHAEFER ORNAMENTAL IRON CO
JIM SCHAEFER
 2775 DRAKE RD
 COLUMBUS OHIO 43219
 U.S.A.
 614.475.4247 PHONE
 614.475.4275 FAX
 WWW.ABCPROPS.COM
 E-MAIL: JIM@ABCPROPS.COM

CLEAVER SERIES

PROP DIA 2.8 CLEAVER

PROP NUMBER	DIA INCHES CASTING	PITCH RATIO	NOM PITCH AVERAGE(IN)	DIA MM CASTING	NOM PITCH AVERAGE(MM)	RAKE	BLADE AREA	ROT-TATION	# BLADES	BORE	PRICE
2814-10-50(2) CLL	2.8	1.4	3.920	71.12	99.568	10	0.50	L	2	0.250	\$24.95
2816-10-50(2) CLL	2.8	1.6	4.480	71.12	113.792	10	0.50	L	2	0.250	\$24.95
2818-10-50(2) CLL	2.8	1.8	5.040	71.12	128.016	10	0.50	L	2	0.250	\$24.95
2820-10-50(3) CLL	2.8	2	5.600	71.12	142.24	10	0.50	L	3	0.250	\$34.95
2820-10-50(3) CLR	2.8	2	5.600	71.12	142.24	10	0.50	R	3	0.250	\$34.95

PROP DIA 2.9 CLEAVER

PROP NUMBER	DIA INCHES CASTING	PITCH RATIO	NOM PITCH AVERAGE(IN)	DIA MM CASTING	NOM PITCH AVERAGE(MM)	RAKE	BLADE AREA	ROT-TATION	# BLADES	BORE	PRICE
2914-10-50(2) CLL	2.9	1.4	4.060	73.66	103.124	10	0.50	L	2	0.250	\$24.95
2916-10-50(2) CLL	2.9	1.6	4.640	73.66	117.856	10	0.50	L	2	0.250	\$24.95
2918-10-50(2) CLL	2.9	1.8	5.220	73.66	132.588	10	0.50	L	2	0.250	\$24.95
2920-10-50(2) CLL	2.9	2	5.800	73.66	147.32	10	0.50	L	2	0.250	\$24.95
2916-10-50(3) CLL	2.9	1.6	4.640	73.66	117.856	10	0.50	L	3	0.250	\$34.95
2916-10-50(3) CLR	2.9	1.6	4.640	73.66	117.856	10	0.50	R	3	0.250	\$34.95

PROP DIA 3 CLEAVER


PROP NUMBER	DIA INCHES CASTING	PITCH RATIO	NOM PITCH AVERAGE(IN)	DIA MM CASTING	NOM PITCH AVERAGE(MM)	RAKE	BLADE AREA	ROT-TATION	# BLADES	BORE	PRICE
3014-10-50(2) CLL	3.0	1.4	4.200	76.2	106.68	10	0.50	L	2	0.250	\$24.95
3016-10-50(2) CLL	3.0	1.6	4.800	76.2	121.92	10	0.50	L	2	0.250	\$24.95
3018-10-50(2) CLL	3.0	1.8	5.400	76.2	137.16	10	0.50	L	2	0.250	\$24.95
3020-10-50(2) CLL	3.0	2	6.000	76.2	152.4	10	0.50	L	2	0.250	\$24.95
3020-20-50(2) CLL	3.0	2	6.000	76.2	152.4	20	0.50	L	2	0.250	\$24.95
3015-10-75(3) CLL	3.0	1.5	4.500	76.2	114.3	10	0.75	L	3	0.250	\$34.95
3020-10-75(3) CLL	3.0	2	6.000	76.2	152.4	10	0.75	L	3	0.250	\$34.95

PROP DIA 3.1 CLEAVER

PROP NUMBER	DIA INCHES CASTING	PITCH RATIO	NOM PITCH AVERAGE(IN)	DIA MM CASTING	NOM PITCH AVERAGE(MM)	RAKE	BLADE AREA	ROT-TATION	# BLADES	BORE	PRICE
3114-10-50(2) CLL	3.1	1.4	4.340	78.74	110.236	10	0.50	L	2	0.250	\$24.95
3116-10-50(2) CLL	3.1	1.6	4.960	78.74	125.984	10	0.50	L	2	0.250	\$24.95
3118-10-50(2) CLL	3.1	1.8	5.580	78.74	141.732	10	0.50	L	2	0.250	\$24.95

PROP DIA 3.2 CLEAVER

PROP NUMBER	DIA INCHES CASTING	PITCH RATIO	NOM PITCH AVERAGE(IN)	DIA MM CASTING	NOM PITCH AVERAGE(MM)	RAKE	BLADE AREA	ROT-TATION	# BLADES	BORE	PRICE
3214-10-50(2) CLL	3.2	1.4	4.480	81.28	113.792	10	0.50	L	2	0.250	\$24.95
3216-10-50(2) CLL	3.2	1.6	5.120	81.28	130.048	10	0.50	L	2	0.250	\$24.95
3218-10-50(2) CLL	3.2	1.8	5.760	81.28	146.304	10	0.50	L	2	0.250	\$24.95




SCHAEFER ORNAMENTAL IRON CO
JIM SCHAEFER
 2775 DRAKE RD
 COLUMBUS OHIO 43219
 U.S.A.
 614.475.4247 PHONE
 614.475.4275 FAX
 WWW.ABCPROPS.COM
 E-MAIL: JIM@ABCPROPS.COM

CLEAVER SERIES

PROP DIA		3.3		CLEAVER							
PROP NUMBER	DIA INCHES CASTING	PITCH RATIO	NOM PITCH AVERAGE(IN)	DIA MM CASTING	NOM PITCH AVERAGE(MM)	RAKE	BLADE AREA	ROT-TATION	# BLADES	BORE	PRICE
3314-10-50(2) CLL	3.3	1.4	4.620	83.82	117.348	10	0.50	L	2	0.250	\$24.95
3316-10-50(2) CLL	3.3	1.6	5.280	83.82	134.112	10	0.50	L	2	0.250	\$24.95
3317-10-50(2) CLL	3.3	1.7	5.610	83.82	142.494	10	0.50	L	2	0.250	\$24.95
3317-10-50(2) CLR	3.3	1.7	5.610	83.82	142.494	10	0.50	R	2	0.250	\$24.95
3318-10-50(2) CLL	3.3	1.8	5.940	83.82	150.876	10	0.50	L	2	0.250	\$24.95

PROP DIA		3.4		CLEAVER							
PROP NUMBER	DIA INCHES CASTING	PITCH RATIO	NOM PITCH AVERAGE(IN)	DIA MM CASTING	NOM PITCH AVERAGE(MM)	RAKE	BLADE AREA	ROT-TATION	# BLADES	BORE	PRICE
3414-10-50(2) CLL	3.4	1.4	4.760	86.36	120.904	10	0.50	L	2	0.250	\$24.95
3415-10-50(2) CLL	3.4	1.5	5.100	86.36	129.54	10	0.50	L	2	0.250	\$24.95
3415-10-50(2) CLR	3.4	1.5	5.100	86.36	129.54	10	0.50	R	2	0.250	\$24.95
3416-10-50(2) CLL	3.4	1.6	5.440	86.36	138.176	10	0.50	L	2	0.250	\$24.95
3418-10-50(2) CLL	3.4	1.8	6.120	86.36	155.448	10	0.50	L	2	0.250	\$24.95



SCHAEFER ORNAMENTAL IRON CO
JIM SCHAEFER
 2775 DRAKE RD
 COLUMBUS OHIO 43219
 U.S.A.
 614.475.4247 PHONE
 614.475.4275 FAX
 WWW.ABCPROPS.COM
 E-MAIL: JIM@ABCPROPS.COM

CHOPPER SERIES

PROP DIA		1.6		CHOPPER							
PROP NUMBER	DIA INCHES CASTING	PITCH RATIO	NOM PITCH AVERAGE(IN)	DIA MM CASTING	NOM PITCH AVERAGE(MM)	RAKE	BLADE AREA	ROT-TATION	# BLADES	BORE	PRICE
1614-15-65(3) CPL	1.6	1.4	2.240	40.64	56.896	15	0.65	L	3	0.187	\$29.95

PROP DIA		2.3		CHOPPER							
PROP NUMBER	DIA INCHES CASTING	PITCH RATIO	NOM PITCH AVERAGE(IN)	DIA MM CASTING	NOM PITCH AVERAGE(MM)	RAKE	BLADE AREA	ROT-TATION	# BLADES	BORE	PRICE
2314-15-65(3) CPL	2.3	1.4	3.220	58.42	81.788	15	0.65	L	3	0.187	\$29.95
2314-15-80(4) CPL	2.3	1.4	3.220	58.42	81.788	15	0.80	L	4	0.187	\$29.95

PROP DIA		2.4		CHOPPER							
PROP NUMBER	DIA INCHES CASTING	PITCH RATIO	NOM PITCH AVERAGE(IN)	DIA MM CASTING	NOM PITCH AVERAGE(MM)	RAKE	BLADE AREA	ROT-TATION	# BLADES	BORE	PRICE
2414-15-65(3) CPL	2.4	1.4	3.360	60.96	85.344	15	0.65	L	3	0.187	\$29.95
2414-15-80(4) CPL	2.4	1.4	3.360	60.96	85.344	15	0.80	L	4	0.187	\$29.95

PROP DIA		2.5		CHOPPER							
PROP NUMBER	DIA INCHES CASTING	PITCH RATIO	NOM PITCH AVERAGE(IN)	DIA MM CASTING	NOM PITCH AVERAGE(MM)	RAKE	BLADE AREA	ROT-TATION	# BLADES	BORE	PRICE
2514-15-65(3) CPL	2.5	1.4	3.500	63.5	88.9	15	0.65	L	3	0.250	\$34.95
2514-15-80(4) CPL	2.5	1.4	3.500	63.5	88.9	15	0.80	L	4	0.250	\$34.95

PROP DIA		2.6		CHOPPER							
PROP NUMBER	DIA INCHES CASTING	PITCH RATIO	NOM PITCH AVERAGE(IN)	DIA MM CASTING	NOM PITCH AVERAGE(MM)	RAKE	BLADE AREA	ROT-TATION	# BLADES	BORE	PRICE
2614-15-65(3) CPL	2.6	1.4	3.640	66.04	92.456	15	0.65	L	3	0.250	\$34.95
2614-15-80(4) CPL	2.6	1.4	3.640	66.04	92.456	15	0.80	L	4	0.250	\$34.95

PROP DIA		2.7		CHOPPER							
PROP NUMBER	DIA INCHES CASTING	PITCH RATIO	NOM PITCH AVERAGE(IN)	DIA MM CASTING	NOM PITCH AVERAGE(MM)	RAKE	BLADE AREA	ROT-TATION	# BLADES	BORE	PRICE
2714-15-65(3) CPL	2.7	1.4	3.780	68.58	96.012	15	0.65	L	3	0.250	\$34.95
2714-15-80(4) CPL	2.7	1.4	3.780	68.58	96.012	15	0.80	L	4	0.250	\$34.95

PROP DIA		2.8		CHOPPER							
PROP NUMBER	DIA INCHES CASTING	PITCH RATIO	NOM PITCH AVERAGE(IN)	DIA MM CASTING	NOM PITCH AVERAGE(MM)	RAKE	BLADE AREA	ROT-TATION	# BLADES	BORE	PRICE
2814-15-65(3) CPL	2.8	1.4	3.920	71.12	99.568	15	0.65	L	3	0.250	\$34.95
2814-15-80(4) CPL	2.8	1.4	3.920	71.12	99.568	15	0.80	L	4	0.250	\$34.95

PROP DIA		2.9		CHOPPER							
PROP NUMBER	DIA INCHES CASTING	PITCH RATIO	NOM PITCH AVERAGE(IN)	DIA MM CASTING	NOM PITCH AVERAGE(MM)	RAKE	BLADE AREA	ROT-TATION	# BLADES	BORE	PRICE
2914-15-65(3) CPL	2.9	1.4	4.060	73.66	103.124	15	0.65	L	3	0.250	\$34.95




Schaefer Ornamental Iron Co.

JIM SCHAEFER
 2775 DRAKE RD.
 COLUMBUS, OHIO 43219
 USA
 614.475.4247(PHONE)
 614.475.4275(FAX)
 WWW.ABCPROPS.COM

E-MAIL: JIM@ABCPROPS.COM

				H-SERIES			
PROP	DIAMETER	PITCH	BORE	CUP	BECU		
H-2	44 mm.(1.740")	66mm.(2.60")	.187	2.75	\$22.95		
H-4	42.5 mm.(1.680")	66mm.(2.60")	.187	2.9	\$22.95		
H-5	45 mm.(1.780")	68mm.(2.70")	.187	2.9	\$22.95		
H-6			.187		\$22.95		
H-7	47.5 mm.(1.870")	72mm.(2.85")	.187	2.95	\$22.95		
H-10	46.5 mm.(1.825")	76mm.(3.00")	.187	3.0	\$22.95		
H-13			.187		\$22.95		
H-16	59 mm.(2.280")	76mm.(3.00")	.187	3.3	\$22.95		
H-18	55 mm.(2.170")	81mm.(3.20")	.187	3.5	\$22.95		
H-22	60 mm.(2.360")	81mm.(3.20")	.187	3.4	\$22.95		
H-24			.250		\$24.95		
H-26	63.5 mm.(2.500")	86mm.(3.40")	.250	3.9	\$24.95		
H-29	59 mm.(2.330")	99mm.(3.90")	.250	4.2	\$24.95		
H-30	61.5 mm.(2.420")	110mm.(4.43")	.187	4.7	\$24.95		
H-31	68 mm.(2.680")	102mm.(4.00")	.250	5.0	\$24.95		
H-32	62 mm.(2.440")	110mm.(4.30")	.250	4.7	\$24.95		
H-38	63 mm.(2.470")	104mm.(4.10")	.250	4.5	\$24.95		
H-45	65 mm.(2.560")	112mm.(4.40")	.250	7.0	\$24.95		
H-48	64 mm.(2.520")	115mm.(4.55")	.250	5.7	\$24.95		
H-49			.250		\$24.95		
H-50	65 mm.(2.560")	127mm.(5.00")	.250	5.7	\$24.95		
				G-SERIES			
G-20			.250		\$24.95		
G-20(3)			.250		\$34.95		
G-25			.250		\$24.95		
MW 3			.250		\$24.95		
				S-SERIES			
S-15	49 mm.(1.950")	84mm.(3.30")	.187	4.0	\$22.95		
S-20	55 mm.(2.150")	95mm.(3.75")	.187	4.5	\$22.95		
S-30(4)	60 mm.(2.370")	114mm.(4.50")	.250		\$34.95		
S-40(3)	61 mm.(2.400")	132mm.(5.20")	.250		\$34.95		
				M-SERIES			
M-90			.250		\$24.95		
M-91			.250		\$24.95		




Schaefer Ornamental Iron Co.

JIM SCHAEFER
 2775 DRAKE RD.
 COLUMBUS, OHIO 43219
 USA
 614.475.4247(PHONE)
 614.475.4275(FAX)
 WWW.ABCPROPS.COM

E-MAIL: JIM@ABCPROPS.COM

ABC SERIES

PROP	DIAMETER	PITCH	BORE	BECU	
40 x 52 ⁽³⁾	40 mm.(1.574")	52mm.(2.05")	.187	\$29.95	
40 x 53	40 mm.(1.574")	53mm.(2.09")	.187	\$22.95	
42 x 55	42 mm.(1.654")	55mm.(2.17")	.187	\$22.95	
45 x 55	45 mm.(1.772")	55mm.(2.17")	.187	\$22.95	
47 x 60	47 mm.(1.850")	60mm.(2.36")	.187	\$22.95	
47 x 63	47 mm.(1.850")	63mm.(2.48")	.187	\$22.95	
50 x 60	50 mm.(1.969")	60mm.(2.36")	.187	\$22.95	
50 x 69	50 mm.(1.969")	69mm.(2.72")	.187	\$22.95	
57 x 73	57 mm.(2.244")	73mm.(2.87")	.187	\$22.95	
57 x 76	57 mm.(2.244")	76mm.(2.99")	.187	\$22.95	
60 x 76	60 mm.(2.362")	76mm.(2.99")	.187	\$24.95	
60 x 80	60 mm.(2.362")	80mm.(3.15")	.187	\$24.95	
62 x 80	62 mm.(2.440")	80mm.(3.15")	.187	\$24.95	
65 x 87	65 mm.(2.559")	87mm.(3.43")	.187	\$24.95	
67 x 114	67 mm.(2.638")	114mm.(4.49")	.250	\$24.95	



Schaefer Ornamental Iron Co.

JIM SCHAEFER
 2775 DRAKE RD.
 COLUMBUS, OHIO 43219
 USA
 614.475.4247(PHONE)
 614.475.4275(FAX)
 WWW.ABCPROPS.COM

E-MAIL: JIM@ABCPROPS.COM

PROP	DIAMETER	PITCH	BORE	BECU
40 x 62 ⁽³⁾	40 mm.(1.574")	62mm.(2.44")	.187	\$29.95
50 x 90 ⁽³⁾	50 mm.(1.969")	90mm.(3.54")	.187	\$29.95
52 x 64	52 mm.(2.047")	64mm.(2.52")	.187	\$22.95
52 x 70	52 mm.(2.047")	70mm.(2.76")	.187	\$22.95
55 x 66	55 mm.(2.165")	66mm.(2.60")	.187	\$22.95
55 x 69 ⁽³⁾	55 mm.(2.165")	69mm.(2.72")	.187	\$29.95
55 x 69	55 mm.(2.165")	69mm.(2.72")	.187	\$22.95
55 x 71	55 mm.(2.165")	71mm.(2.80")	.187	\$22.95
55 x 88	55 mm.(2.165")	88mm.(3.46")	.187	\$22.95
55 x 95	55 mm.(2.165")	95mm.(3.74")	.187	\$22.95
57 x 93	57 mm.(2.244")	93mm.(3.66")	.187	\$22.95
62 x 83	62 mm.(2.440")	83mm.(3.27")	.187	\$24.95
62 x 100	62 mm.(2.440")	100mm.(3.94")	.187	\$24.95
62 x 104	62 mm.(2.440")	104mm.(4.09")	.187	\$24.95
65 x 86	65 mm.(2.559")	86mm.(3.39")	.187	\$24.95
65 x 111	65 mm.(2.559")	111mm.(4.37")	.187	\$24.95
65 x 120	65 mm.(2.559")	120mm.(4.72")	.250	\$24.95
67 x 88	67 mm.(2.638")	88mm.(3.46")	.250	\$24.95
67 x 90	67 mm.(2.638")	90mm.(3.54")	.250	\$24.95
67 x 112	67 mm.(2.638")	112mm.(4.41")	.187	\$24.95
67 HS	67 mm.(2.638")		.250	\$24.95
70 x 92	70 mm.(2.756")	92mm.(3.62")	.250	\$24.95
70 x 97	70 mm.(2.756")	97mm.(3.82")	.250	\$24.95
75 x 97	75 mm.(2.952")	97mm.(3.82")	.250	\$24.95

**PROPS LISTED ABOVE WILL NO
 LONGER BE STOCKED
 AVAILABLE ONLY ON REQUEST
 MIN. ORDER PER PART
 WILL APPLY**